

Reception Curriculum 2023/24 – Autumn 2

PRIME AREAS

COMMUNICATION & LANGUAGE

- Use lots of new vocabulary linked to our focus books (fiction and non-fiction) and topic and use it in play and group times.
- Listen carefully to stories and talk about the characters and events.
- Sequence the events in stories so that we can retell them.
- Share our own experiences of celebrations and extend spoken sentences by using connectives such as 'and' and 'because' e.g. I love Bonfire Night because I like eating toffee apples.

PHYSICAL DEVELOPMENT

- Dance our 'squiggle while you wiggle' dances—these use large movements to help us develop the fine muscle control that we need for writing .
- Hold a pencil correctly using 'perfect pencil grip' . Each week we will learn new Read Write Inc rhymes that will help us learn correct letter formations.
- Take part in our PE lessons every Tuesday (although there may be some disruption to these lessons as we begin to use the hall for our Nativity rehearsals).
- Put our clothing (jumpers and coats) on and off by ourselves and use the toilet independently.
- Use our knife and fork to cut our food and eat independently.
- Mould clay to make our own Diva lamps.

Please practise getting dressed/undressed independently (including socks and tights) at home in preparation for getting changed in school for PE after Christmas.

PERSONAL & SOCIAL

- Share stories about making new friends and learn how we can make new friends.
- Talk about Anti-Bullying week—identifying what a 'bully' is, how they behave and how we can get help.
- Recognise that its good to be different!
- Explore how we can take turns and share.
- Recognise that we are all valuable individuals and that we all may have different celebrations in our families/communities.
- Recognise that it is important to talk about our feelings.
- Recognise that we need to think about other people's feelings and be kind.
- Talk about what makes us feel happy and celebrating our strengths.



Reception Curriculum 2023/24 – Autumn 2

SPECIFIC AREAS

EXPRESSIVE ARTS & DESIGN

Design Technology

- Recognise that clay is a natural building material and that it is strong—we will mould a ball of clay and with guidance create a basic thumb pot.

Art

- Use our painting area and learn how we can add white to create a 'tint' - create different 'tints' of green to create a poppy fields painting; explore clay and how to manipulate it; learn to add black to create a 'shade'; learn how to weave using our gross motor skills and create different textures using collage materials;

Music

- Sing with a large group; listen to musical sounds and use words like loud, quiet, fast, slow; join in with Nativity songs and movements, (and perform these in the hall!) move to the pulse and watch a performance when we see the choir perform at the Christmas service in Church; learn different ways of playing musical instruments.

LITERACY

Reading

- Say the 'sound' in response to 25 alphabet letters and be able to point to a letter after hearing its sound. Some groups may begin to learn that 2 letters make 1 sounds and we call these "special friends" e.g. /sh/ in 'shop'.
- 'Blend' sounds orally in simple words (e.g. Adult say c-a-t, child can hear cat) - this is called 'Fred talk'. We will be learning to read 'green words' using sounds that we know. Some groups will begin to learn red 'tricky' words that we cannot use 'Fred Talk' to read and also begin to read simple captions and sentences.

Writing

- Hear initial, medial and final sounds in words using our 'Fred Fingers' e.g. in dog we can hear the sounds d-o-g. We will write the letters that we hear in words. We will begin to write simple captions and sentences.

MATHS

- Identify and name circle and triangles; compare circles and triangles and talk about how they are different; recognise shapes in the environment and use maths words to describe position.
- Count sets of 4 and 5; subitise with these amounts (knowing how many there are without counting); learn how to represent 4 and 5; calculate what is 1 more and 1 less; explore the composition of 4 and 5.
- Identify and name shapes with 4 sides; combine shapes with 4 sides; recognise shapes with 4 sides in the environment; explore day and night and what we do at different times of the day.

UNDERSTANDING THE WORLD

History

- Talk about why we celebrate Bonfire Night and Remembrance and link our celebrations today to historical events in the past; explore how we celebrate Christmas in our homes and our traditions; explore how Christmas was celebrated in the past.

Science

- Explore light and dark in our environment; look at shadows and the shapes that they make.

RE

- Talk about the Hindu /Sikh celebration of Diwali and learn that the special building for Hindus is a Mandir; learn about the Christian celebration of Christmas and the birth of baby Jesus; learn how babies are welcomed into the Christian church and how we can show by our actions that everyone is precious.




The Magic of Reading


These are the books that we will share this half-term in our daily 'Magic of Reading' session.

We will explore new vocabulary, re-tell the stories and talk about the characters that we encounter.


We explore new words when we share our stories each week.




hush
slither
hiss
treetops
creatures




hour was late
fired
snored
shine
tweet



broomstick
reeds
rivers
flew
clambered
cried



swish
swash
over
under
through



brown green
red blue
yellow white
purple black



Robin
excited
before
Christmas
warm

