



Reading at Holy Trinity

Key Stage 1

We are a Read Write Inc school.
This scheme provides your children with the very best start in Phonics, Reading and Writing.



We are now a partner school with the English Hubs, who provide support and guidance, so that we can make sure we are delivering the scheme effectively for all children.



Every Child in Key Stage One has a:

- Daily Phonics Lesson for 1 hour
 - Writing Lesson
- Afternoon Speed Sound Lesson
 - Time to Read for Pleasure
 - Daily Story Time



One-to-one tutoring – 'keep up, not catch up!'



If your child is struggling with reading, we will give them one-to-one tutoring so that they can keep up with their peers, and not catch up later.



Assessment - Every 6 Weeks

Read Write Inc.
Phonics

Read Write Inc.
Phonics

Assessment 1

Assessment 1 individual record

Pupil Date

<p>Sound Knowledge Set 1 single-letter Sounds</p> <p>d a s m t o n p g i k u b c f e l h r j x y w z v</p> <p>___ out of 25 (Set 1 single-letter Sounds only)</p>	<p>Sound Knowledge Set 1 Special Friends</p> <p>ch qu sh th ng nk ff ll ss ck</p> <p>___ out of 10 (Set 1 Special Friends only) ___ out of 35 (Set 1 single-letter Sounds and Special Friends)</p>
<p>Sound Knowledge Set 2</p> <p>oo ee ay ow oo igh ou or air ir ar oy</p> <p>___ out of 12 (Set 2 only) ___ out of 47 (Set 1 and Set 2)</p>	<p>Sound Knowledge Set 3</p> <p>ea oi a-e i-e o-e u-e aw are ur er ow ai oa ew ire ear ure au e-e ue ie ph wh kn tious tion cious</p> <p>___ out of 27 (Set 3 only) ___ out of 74 (Set 1, Set 2 and Set 3)</p>

Grouping

Set 1 single-letter Sounds	d a s m t o n p g i k u b c f e l h r j x y w z v
Set 1 Sounds Group C	d-u-g ch-a-t t-e-n p-o-t t-i-n
Ditty Group	in am red bin yes
Red Group	chip mash pink thin fas gip guk rab
Green Group	flat this sand king thid quig criff yoss
Purple Group	kiss quick habit splash crell penk chash strack with off thin will his them that have
Pink Group	tray creep sight throw zoom brook skay spoom dight fleep lots black long thing next went help stop
Orange Group	spark porch pair house joy dirt norg ouf firb stoy rest smell throw play feel food when from
Yellow Group	looking sunlight often himself pellin lobbox shorg parfop high hair night sleep boy quick little think know smart

Read Write Inc. Phonics © Oxford University Press 2022. No sharing, copying or adaptation of materials permitted except by subscribers to Oxford Owl.

8



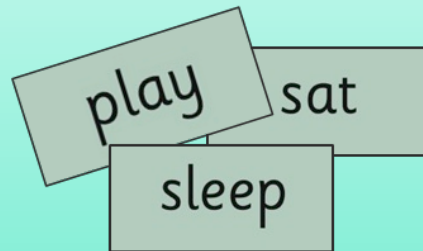
Miss Skipworth assesses each child every 6 weeks, so that we can identify their gaps and place them in a group tailored to their ability. The colour book band they are given will only contain sounds your child knows and is confident in.



Daily Phonics Lessons



learning sounds



reading and spelling words

decodable books



write sentences based on the books they have read



story time



Set 2 Speed Sounds



Consonant sounds – stretchy

f	l	m	n	r	s	v	z	sh	th	ng
										nk

Consonant sounds – bouncy

b	c	d	g	h	j	p	qu	t	w	x	y	ch
	k											

Vowel sounds – bouncy


a	e	i	o	u
---	---	---	---	---

Vowel sounds – stretchy

ay	ee	igh	ow
----	----	-----	----

Vowel sounds – stretchy

oo	oo	ar	or	air	ir	ou	oy
----	----	----	----	-----	----	----	----





Set 3 Speed Sounds



Vowel sounds

a	e	i	o	u	ay	ee	igh	ow
	ea				<u>a-e</u>	<u>e-e</u>	<u>i-e</u>	<u>o-e</u>
					ai	y	ie	oa
						ea	i	o
						e	y	

oo	oo	ar	or	air	ir	ou	oy	ire	ear	ure
<u>u-e</u>			oor	are	ur	ow	oi			
ue			ore		er					
ew			aw							
			au							



make a cake

3. make, shake, cake, name, same, game, save,
brave, late, date

a-e



Green Words and Red Words



Green words are decodable
and can be segmented by the
children.

play

play
• • —

the

the

— •

Red words cannot be decoded
and have a tricky sound
(circled).



Spell with Fred Fingers

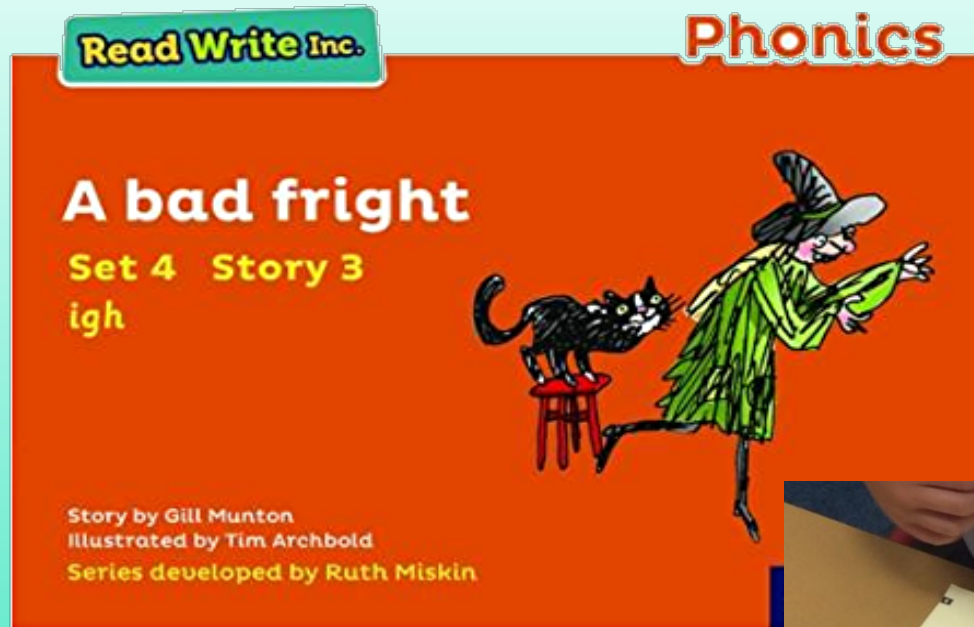


spray

Children are taught to spell using Fred
Fingers, segmenting a word into the sounds
they can hear.



Decodable Books



Children read their book repeatedly in school over the week to build confidence.

They read in partners for peer support.





Decodable Books



Speed Sounds

Consonants Ask children to say the sounds.

f	l	m	n	r	s	v	z	sh	th	ng
ff	ll	mm	nn	rr	ss	ve	zz			nk
ph	le		kn	wr	se		se			
					ce		s			

b	c	d	g	h	j	p	qu	t	w	x	y	ch
bb	k	dd	gg		g	pp		tt	wh			tch
	ck				ge							

Each box contains one sound but sometimes more than one grapheme.
Focus graphemes for this story are circled.

Story Green Words Ask children to read the words first in Fred Talk and then say the word.

Kay West Ray Brooks Jay plump check sheds stray
hay shock fond glad kiss string grey*

Ask children to say the syllables and then read the whole word.

visit Catkin Malaya

Ask children to read the root first and then the whole word with the suffix.

play → playful pray → praying

Each book contains Speed Sounds, Story Green Words, Red Words and Questions to Talk About. Please practice these with your child at home as they are a really important part of our Reading Routine.

Red Words Ask children to practise reading the words across the rows, down the columns and in and out of order clearly and quickly.

they	call	all	are
your	you	her	what
do	to	brother	of
were	are	they	was
who	school	want	some

Questions to talk about

Ask children to TTYP each question using 'Fastest finger' (FF) or 'Have a think' (HaT).

- p.9 (FF) How does Kay describe Catkin?
- p.10 (FF) What does Ray find in his shed?
- p.11 (HaT) How do you think Kay felt when she realised Catkin had had kittens?
(FF) How many kittens does Catkin have?
- p.12 (FF) Where does Ray want the kittens to stay while Kay is on holiday?
- p.13 (FF) What does Kay want Ray to give the kittens?
- p.14 (FF) What does Ray call the grey kitten?
- p.15 (FF) Who does Kay name her kitten after?



Get Writing!



This year, we are introducing
Get Writing books in school.

Pink Storybook 1

Scruffy Ted

Hold a sentence

1. _____

Check ✓ capital letter T full stop . gaps th


2. _____

Check ✓ capital letter H full stop . gaps ck

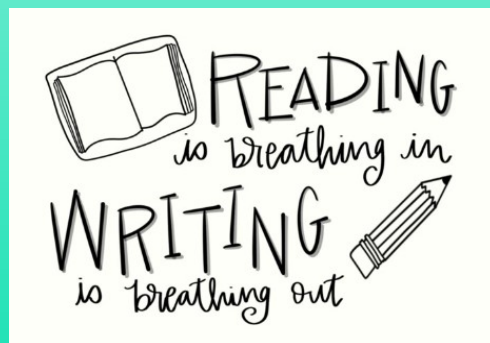
Proofread
Correct 5 errors.

i have got a doll i got it from my grin

Check ✓ capital letters I+I 1 spell ✗ 2 full stops .



Your children will
learn how to build
and punctuate
sentences, based on
the story they have
been reading.





Reading at Home



Thursday

Monday

Your children will bring home two RWI books every week; a storybook they have already read in school, and a bookbag book that corresponds with their storybook. Children should be fluent and confident reading their storybook, as they will have read it in school 3 times before they bring it home to share with you.

Library Book



1EL - Thursday

1/2JS - Tuesday

2CB - Thursday

They will also bring home a library book to share with an adult at home.



Online Resources



Ruth Miskin Parents' Page:

<http://www.ruthmiskin.com/en/parents/>

Ruth Miskin Facebook:

<https://www.facebook.com/miskin.education>

Free e-books for home reading:

<http://www.oxfordowl.co.uk/Reading/>